

SMITH LOUNGE SYSTEM

DESIGN RODOLFO DORDONI



Struttura: seduta costituita da doghe di 3 diverse larghezze, realizzate in schiuma poliuretana ignifuga. Gli schienali, disponibili in 2 larghezze, hanno una struttura in metallo preparata in poliuretano espanso a quote differenziate ad alta resilienza. Schienali e braccioli possono essere facilmente estratti dalle loro sedi, al fine di cambiarne la posizione o modificare la configurazione della panca.

Base: in metallo, con sezione 40x40 mm, verniciata a polvere epossidica Nero opaco e piedini in alluminio spazzolato lucido. Scivolanti protettivi in nylon.

Sfoderabilità: il rivestimento è completamente sfoderabile nella versione in tessuto, mentre è fisso nella versione in pelle.

Optional: cuscino Smith 60x30 cm, 65x65 cm e 120x120 cm con imbottitura 100% in piuma d'oca canalizzata. Rivestimento completamente sfoderabile.

TAVOLINI

Piano: impiallacciato in Noce Pedulo opaco oppure in porfido Marrone spazzolato fiammato. Spessore piano 20 mm.

Structure: bench seat made up of cushions in 3 different sizes, crafted of fire-resistant polyurethane foam. Backrests, available in 2 widths, have a metal structure coated in high resilience variable-density polyurethane foam. Backrests and armrests can easily be removed in order to change their position or to modify the configuration of the bench.

Base: in metal 40x40 mm matt Black epoxy powder lacquer with brushed polished aluminium feet. Protective nylon glides.

Covers: fully removable in the fabric version, unremovable in the leather version.

Optional: Smith cushion 60x30 cm, 65x65 cm and 120x120 cm padded with goose down divided into sections. Fully removable cover.

COFFEE TABLES

Top: Pedulo Walnut veneer, matt finished or in Brown flamed, brushed porphyry. Top 20 mm thick.

Struktur: Lattenrost der Sitzfläche aus Latten in 3 verschiedenen Breiten, aufbereitet mit feuerfestem Polyurethanschaum. Die Rückenlehnen, erhältlich in 2 Breiten, besitzen eine Metallstruktur, aufbereitet mit unterschiedlich dicht geschäumtem, hochelastischem Polyurethan.

Rücken- und Armlehnen können leicht aus ihrer Halterung entnommen werden, um ihre Position zu ändern oder die Komposition der Bank zu wechseln.

Grundgestell: aus Metall 40x40 mm mit mattschwarzer Epoxydpulver-Lackierung. Füße aus gebürstetem glänzendem Aluminium. Gleitschutz aus Nylon.

Abziehbarkeit: der Stoffbezug lässt sich komplett abnehmen, während der Lederbezug fix ist.

Optional: Kissen Smith in den Abmessungen 60x30 cm, 65x65 cm und 120x120 cm mit Füllung aus 100% Gänsedaunen und vollständig abnehmbarem Bezug.

BEISTELLTISCHE

Platte: aus Pedulo Nussbaum-Furnier, matte Ausführung oder aus Braunem, geflammtem, gebürstetem Porphyr. 20 mm Stärke Platte.

Structure : assise constituée de lattes de 3 largeurs différentes, réalisées en polyuréthane ignifuge. L'ossature des dossiers, disponibles dans 2 largeurs, est en métal et noyée dans du polyuréthane expansé à densité différenciée haute résilience.

Les dossiers et les accoudoirs peuvent facilement être retirés de leur logement afin d'en modifier la position ou de modifier la configuration du banc.

Base : en métal 40x40 mm, finition noir mat avec poudres époxy; pieds en aluminium brossé finition brillant.

Anti-glissement de protection en nylon. **Déhoussage :** revêtement en tissu entièrement déhoussable mais fixe dans la version en cuir.

Optionnel : coussin Smith 60x30 cm, 65x65 cm et 120x120 cm avec rembourrage 100% duvet d'oie à secteurs. Revêtement entièrement déhoussable.

PETITE TABLE

Plateau : Pedulo de Noyer plaqué, finition mate ou en porphyre Marron flammé, brossé.

Plateau de 20 mm d'épaisseur.

FINITURA PIEDINI FEET FINISH

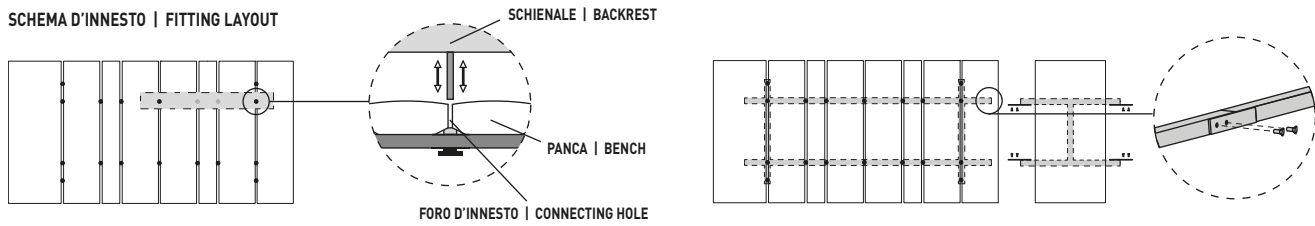
ALLUMINIO | ALUMINIUM



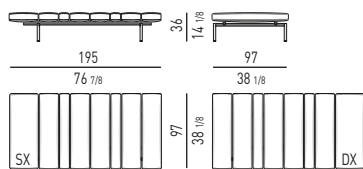
SPAZZOLATO | BRUSHED

Minotti

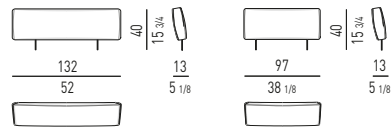
SCHEMA D'INNESTO | FITTING LAYOUT



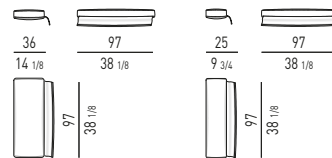
ELEMENTO PANCA | BENCH ELEMENT



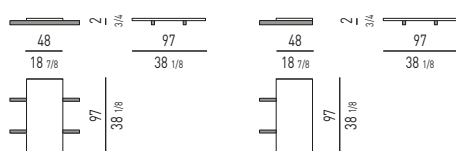
SCHIENALI | BACKRESTS



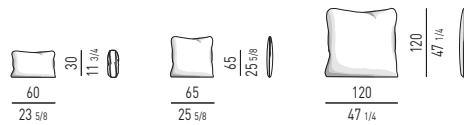
BRACCIOLI | ARMRESTS



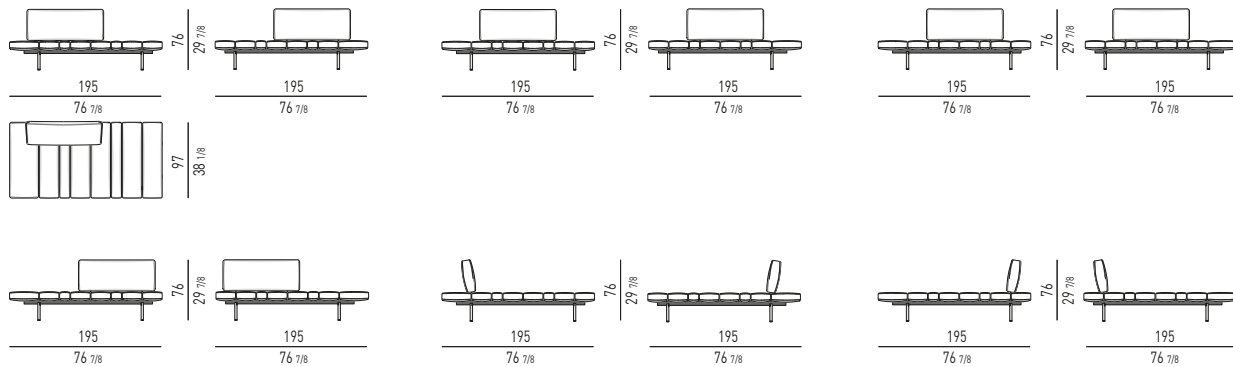
TAVOLINO DI CONGIUNZIONE | CONNECTING TABLE



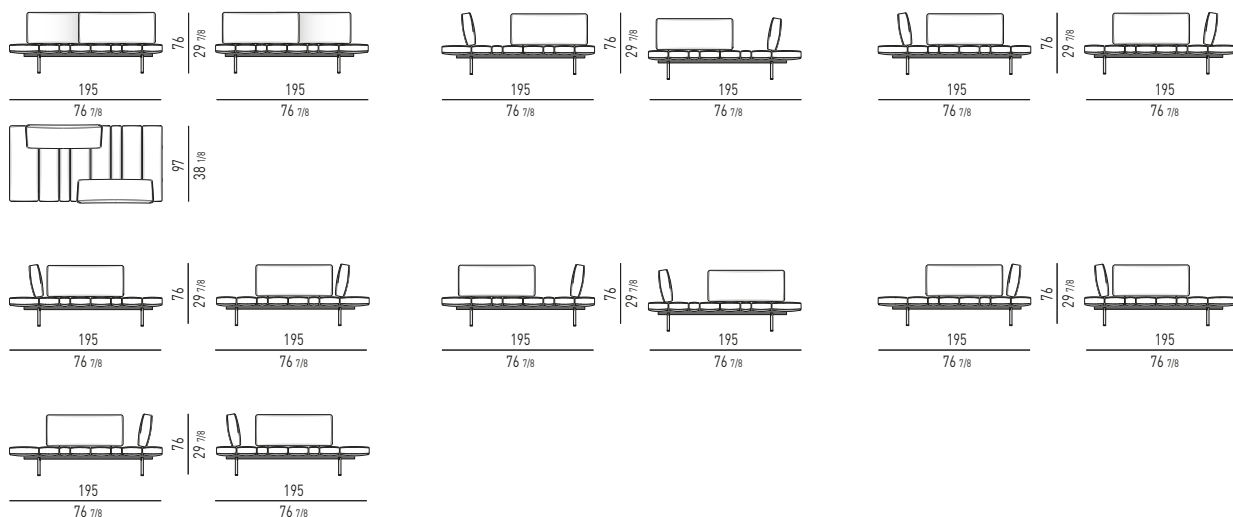
CUSCINI OPTIONAL | OPTIONAL CUSHIONS



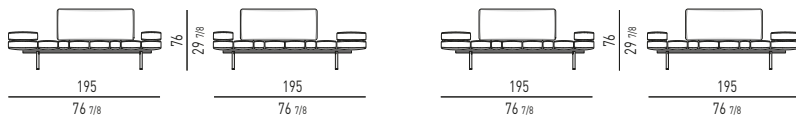
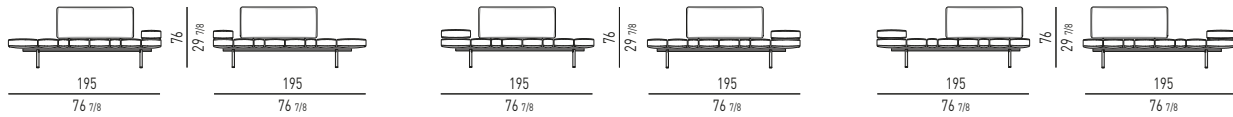
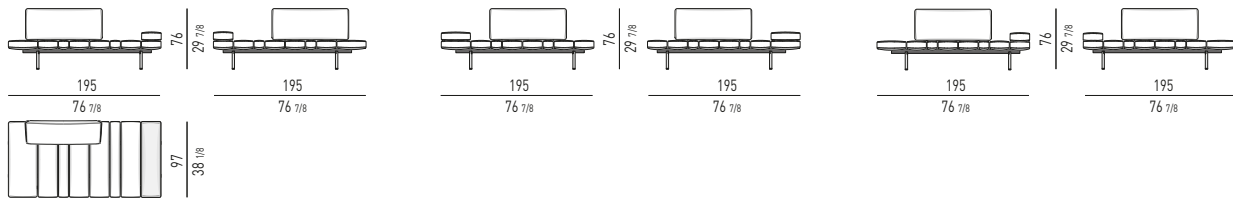
CONFIGURAZIONI POSSIBILI CON 1 ELEMENTO PANCA + 1 SCHIENALE CM 97 | POSSIBLE CONFIGURATIONS WITH 1 BENCH ELEMENT + 1 BACKREST CM 97



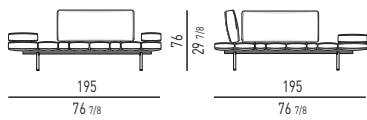
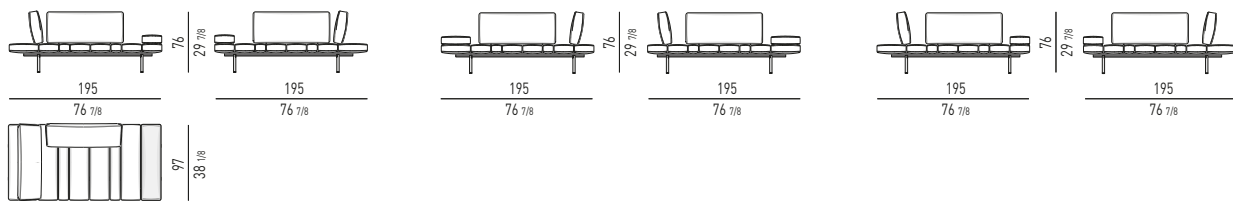
CONFIGURAZIONI POSSIBILI CON 1 ELEMENTO PANCA + 2 SCHIENALI CM 97 | POSSIBLE CONFIGURATIONS WITH 1 BENCH ELEMENT + 2 BACKRESTS CM 97



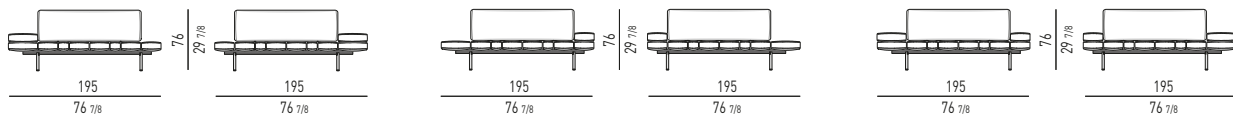
CONFIGURAZIONI POSSIBILI CON 1 ELEMENTO PANCA + 1 SCHIENALE CM 97 + 1/2 BRACCIOLI | POSSIBLE CONFIGURATIONS WITH 1 BENCH ELEMENT + 1 BACKREST CM 97 + 1/2 ARMRESTS



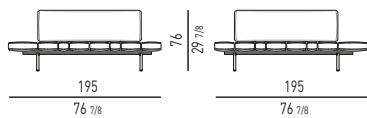
CONFIGURAZIONI POSSIBILI CON 1 ELEMENTO PANCA + 2 SCHIENALI CM 97 + 1 BRACCIOLO | POSSIBLE CONFIGURATIONS WITH 1 BENCH ELEMENT + 2 BACKRESTS CM 97 + 1 ARMREST



CONFIGURAZIONI POSSIBILI CON 1 ELEMENTO PANCA + 1 SCHIENALE CM 132 + 1/2 BRACCIOLI | POSSIBLE CONFIGURATIONS WITH 1 BENCH ELEMENT + 1 BACKREST CM 132 + 1/2 ARMRESTS



CONFIGURAZIONI POSSIBILI CON 1 ELEMENTO PANCA + 1 SCHIENALE CM 132 | POSSIBLE CONFIGURATIONS WITH 1 BENCH ELEMENT + 1 BACKREST CM 132



CONFIGURAZIONI POSSIBILI CON 2 ELEMENTI PANCA + 2 SCHIENALI CM 97 + 1 TAVOLINO DI CONGIUNZIONE CM 48x97 | POSSIBLE CONFIGURATIONS WITH 2 BENCH ELEMENTS + 2 BACKRESTS CM 97 + 1 CONNECTING TABLE CM 48x97

